

"I have set my rainbow in the clouds"  
we add: "and it shall be at  $42^\circ$  with  
respect to you and the sun due  
to refraction and geometry..."

Also  
today : Creating light from darkness

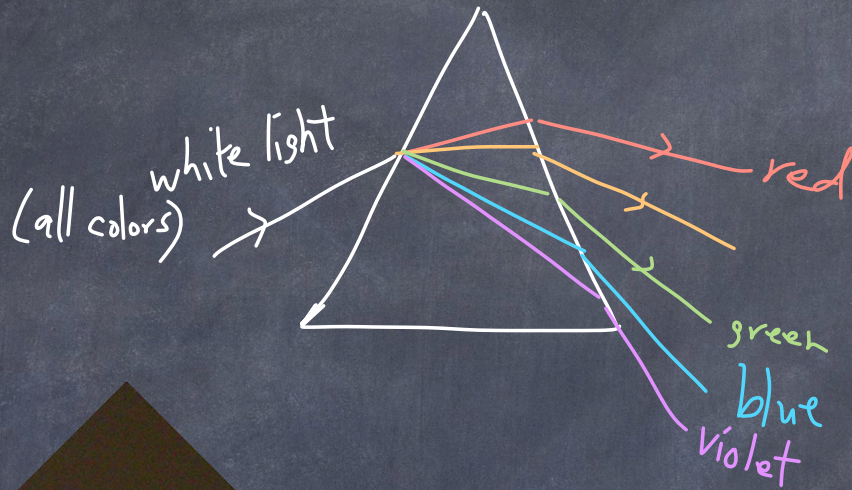
# PHY 117 HS2023

Week 13, Lecture 1

Dec. 12th, 2023


Prof. Ben Kilminster

In addition) The index of refraction,  $n$ , depends slightly on the wavelength of the light




(exaggerated)

short wavelength  
is bent more  
blue bent more than red



$n_1 = n_2$  for one of the glasses



oil

water

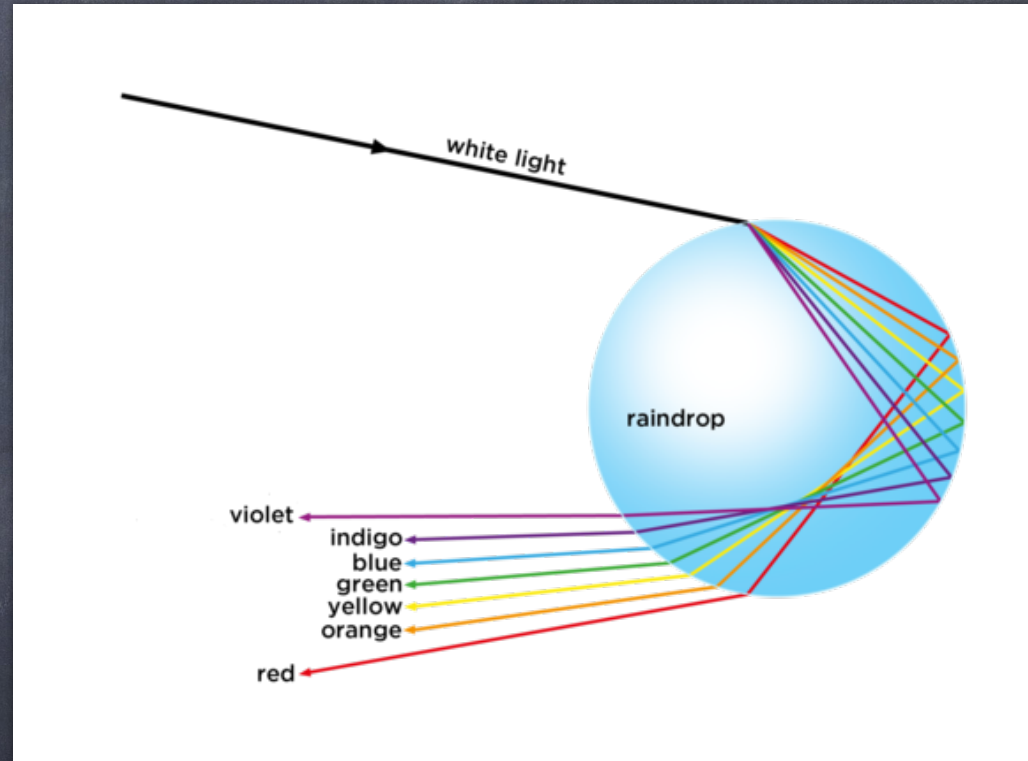
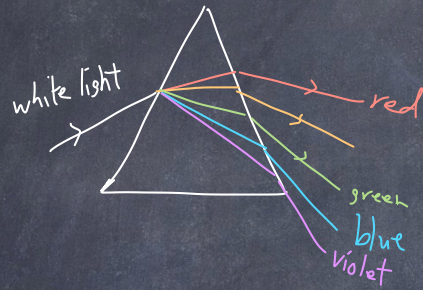
glass one

glass two

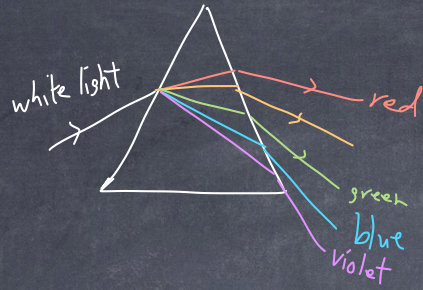
W 93

Farbe	Material	Brechungsindex
rot	Borsilikatglas (Pyrex)	1.473 (587.6nm)
blau	Weichglas (AR)	1.5 - 1.6
schwarz	Quarzglas	1.46
	Mandelöl	1.470 - 1.4715
	Wasser	1.33

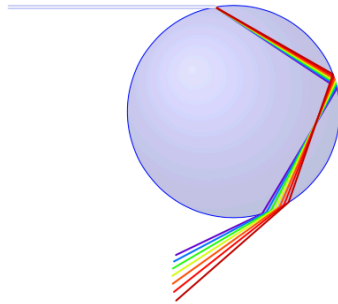
# Light through a rain drop



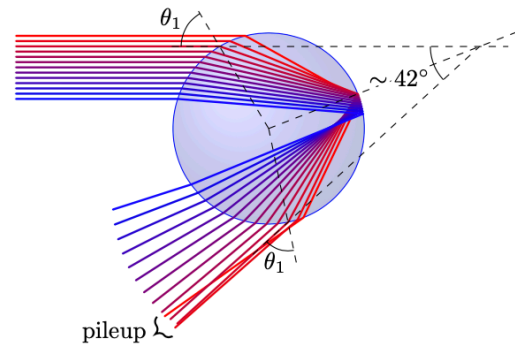
Pyramid!



water  
droplet  
sphere!

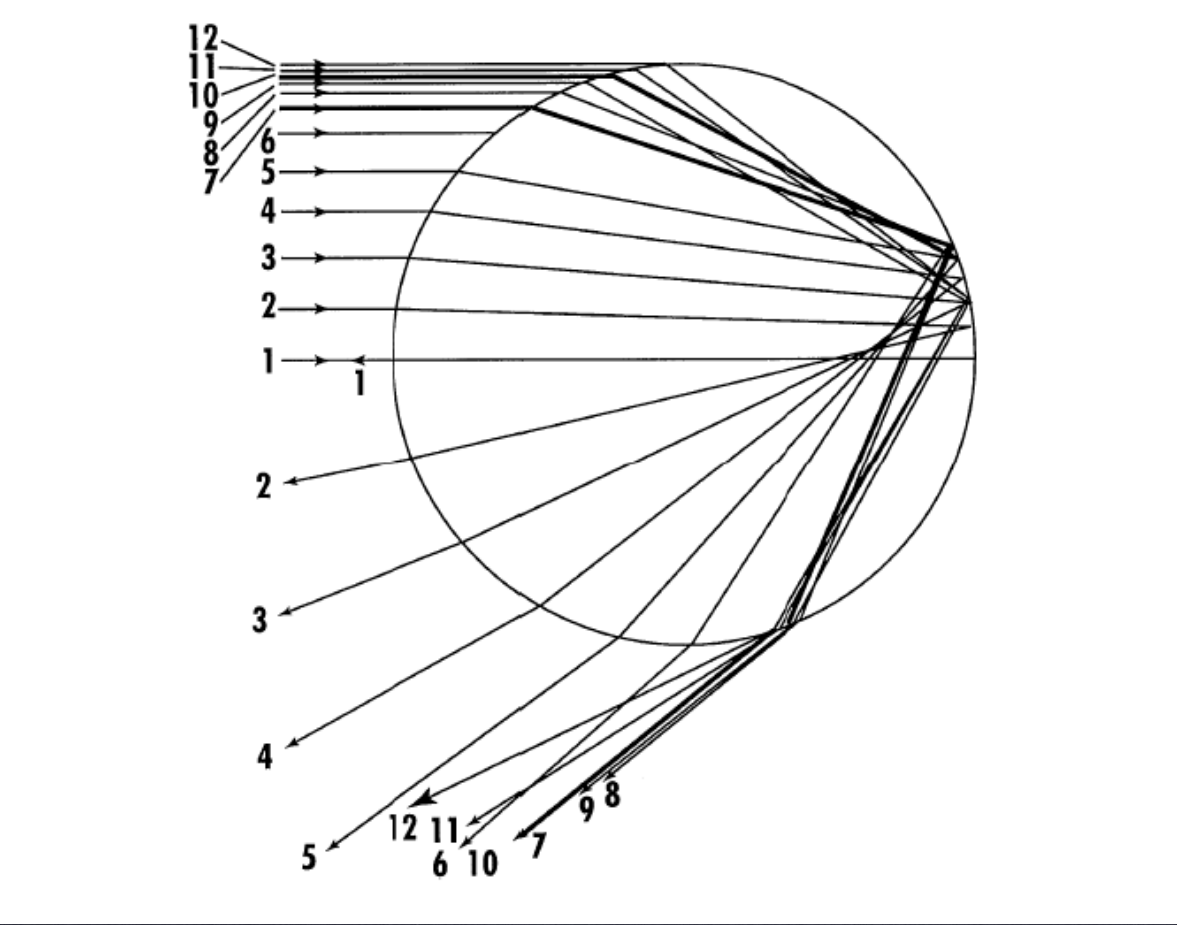


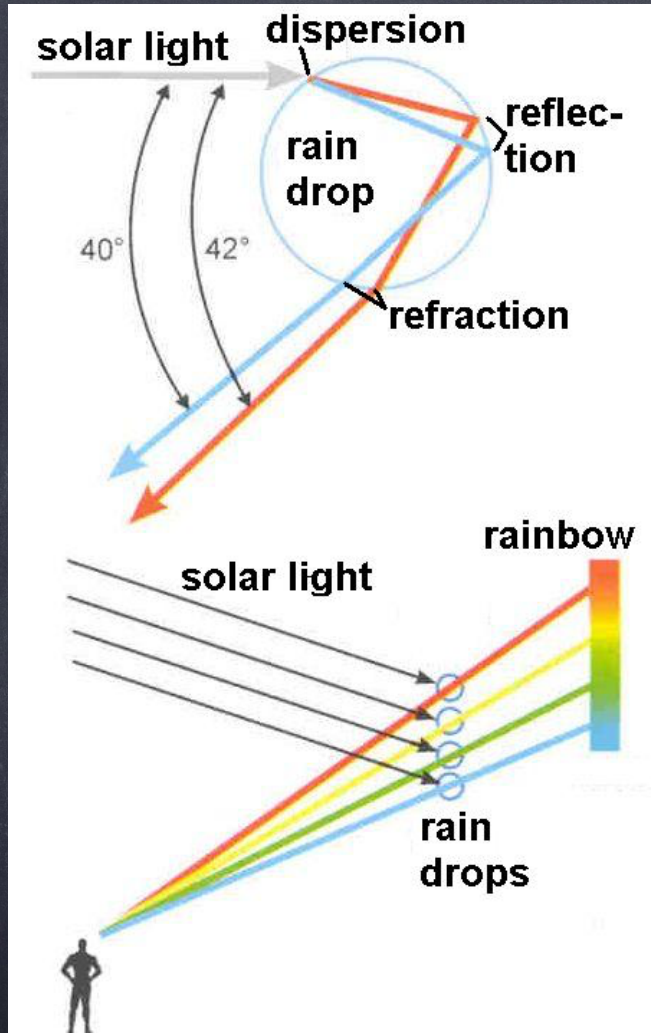
(a) A white light beam is spread in a rainbow due to dispersion (not to scale).

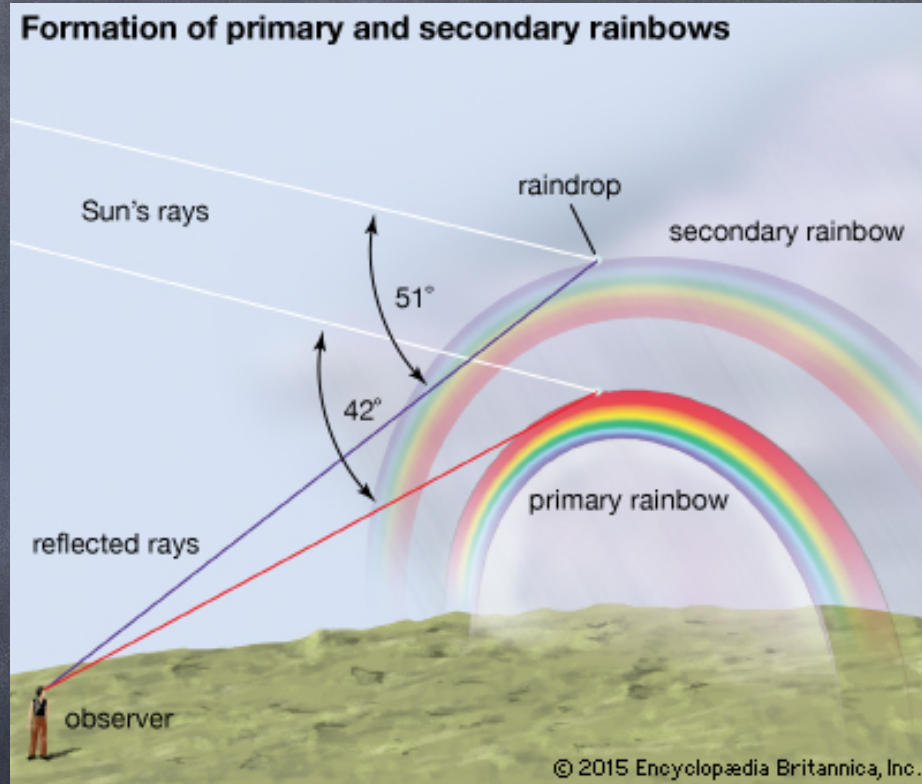
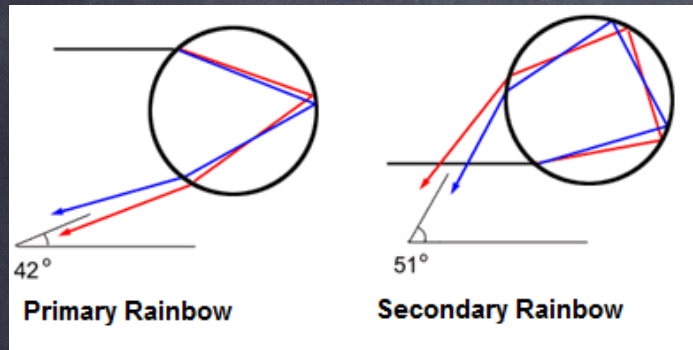



(b) At an effective reflection angle of about  $42^\circ$ , light is more concentrated (color unrelated to wavelength).

**Figure 14.6:** Explaining rainbows with dispersion and internal reflection in water droplets.




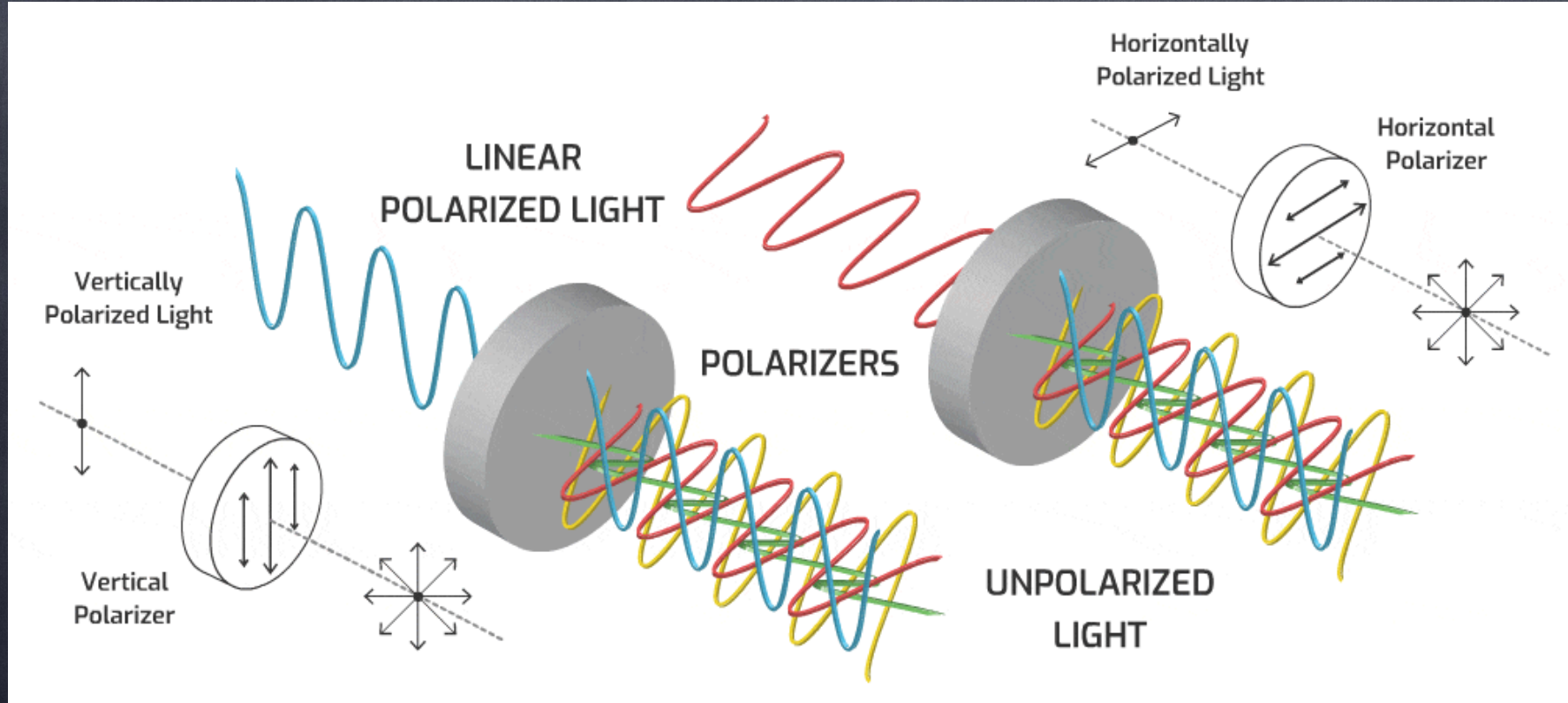





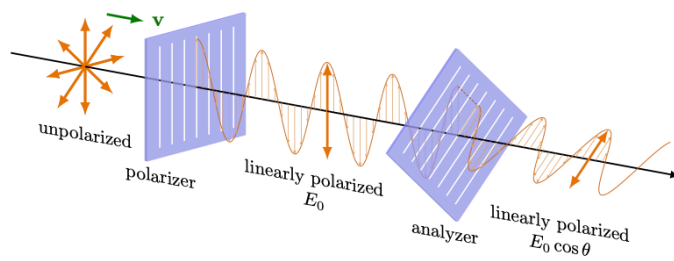




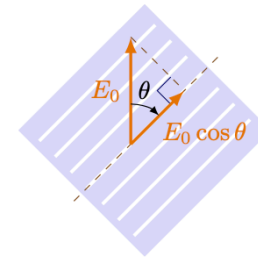







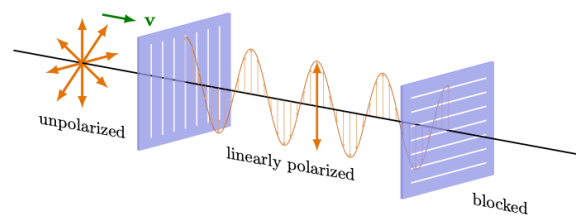


(a) Initially unpolarized light beam gets linearly polarized. The transmitted electric field is reduced to  $E_0 \cos \theta$ .


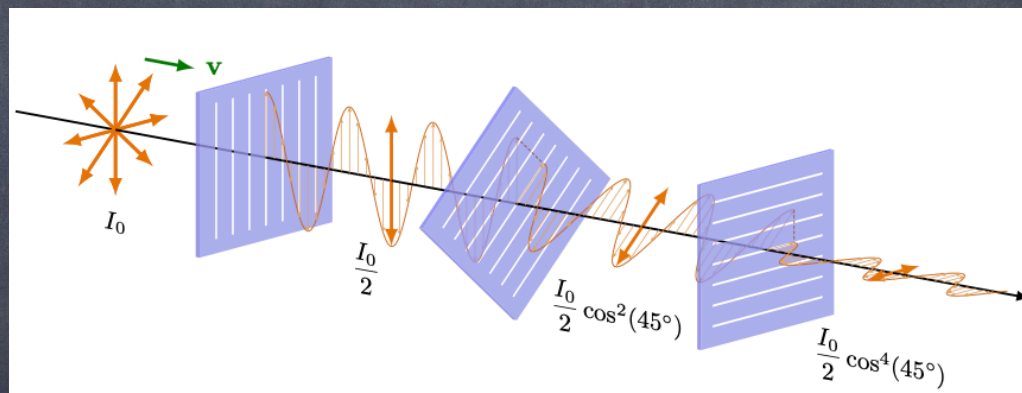


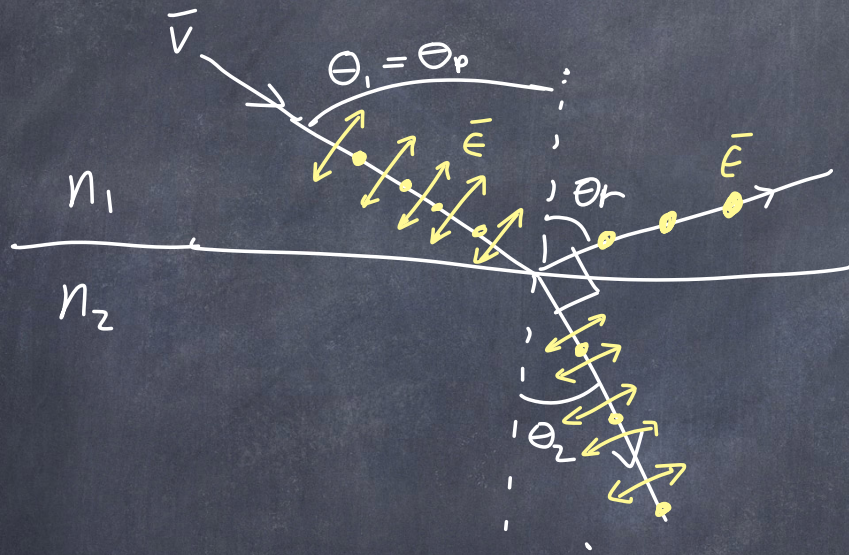
(b) Polarizer only lets through the component parallel to its polarizing axis.






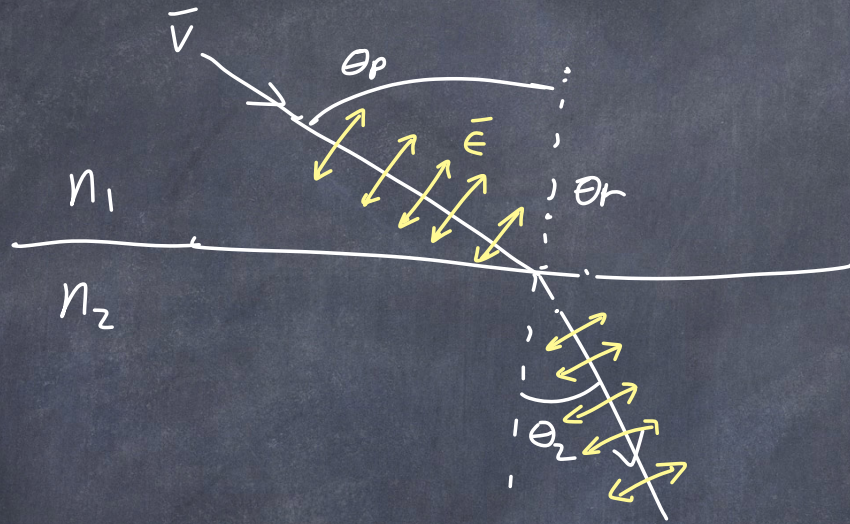
(c) If the axes of two subsequent polarizer differ by  $90^\circ$ , all light gets blocked.











To calculate the B-field and E-field using Ampere's law and Gauss' law, one must define a closed surface.

1



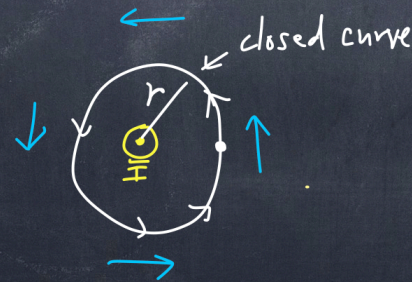
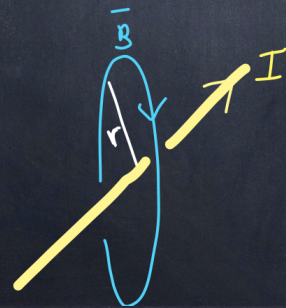
6

FALSE

Ampere's Law

$$\oint_{\text{closed curve}} \vec{B} \cdot d\vec{l} = \mu_0 I_c$$

$I_c$ : current passing through the closed curve.



The sum of the voltages into a junction are the same as the sum leaving the junction.

1

24

18

FALSE

(iv) The sum of currents into a junction must equal the sum of currents out of the junction.

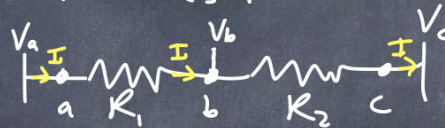
Current decreases when it moves through a resistor.

17

26

FALSE

Resistors in series:



Note: opposite rules  
as for capacitors

Equivalent  
resistance

$$R_{eq} = R_1 + R_2 + \dots$$

$$V_b = V_a - IR_1$$

$$V_c = V_a - IR_1 - IR_2$$

$$I_a = I_b = I_c = I$$

Potential decreases,  
current stays  
same.

A complete loop around any circuit will be equal to the battery voltage.

33

10

FALSE

(i) Any complete loop around a circuit has a total potential change of zero.  
(Potential difference between 2 points is always the same, no matter which path)



Loop:  $+\mathcal{E} - IR = 0$

$IR = \mathcal{E}$

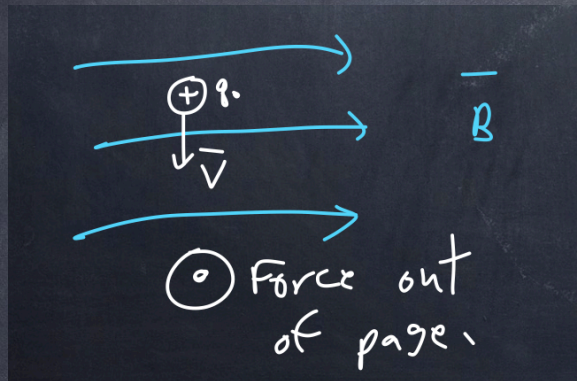
$I = \frac{\mathcal{E}}{R} = \frac{10V}{100\Omega} = 0.1A$

Since a moving charged particle produces a magnetic field, the charged particle will feel a force from its own movement.

3

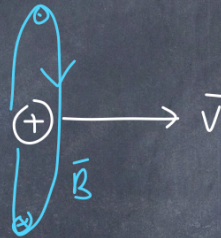
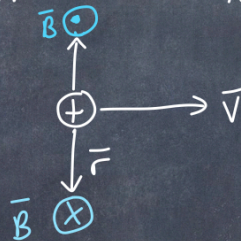
26

14



Now: A moving charge  $\oplus \rightarrow \vec{v}$  generates its own magnetic field.

The direction of  $\vec{B}$  is  $\vec{v} \times \vec{r}$



The magnetic field loops around the direction of motion.

The magnetic flux through 10 loops of optical fiber is 10 times more than through 1 loop.

3

17

23

Magnetic flux :

For a loop  $\perp$  to  $\vec{B}$ -field

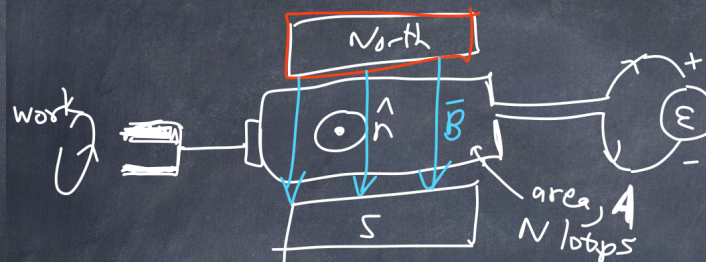


we can quantify the  $\vec{B}$ -field by

$$\Phi_m = BA$$

$A$ : area

where  $\Phi_m$  is known as the magnetic flux



magnetic flux through :  $\Phi_m = NBA \cos \theta$   
loop

A 4-sided loop of current, in which all 4 sides are perpendicular to a magnetic field, feels zero net force, but a non-zero net torque.

2

28

13

80

CHAPTER 7. MAGNETISM

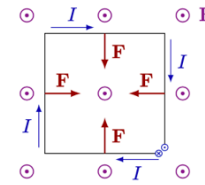
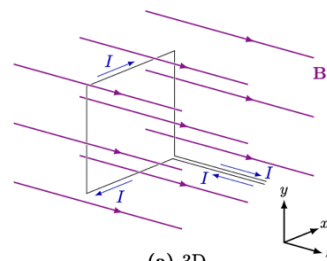



Figure 7.9: Rectangular current loop in an external, uniform magnetic field  $\mathbf{B} = B\hat{z}$ .

No net  
force,  
no net  
torque







W51



W138




W100




W73




W77




W95




W93




W78



W94



W139



W137