

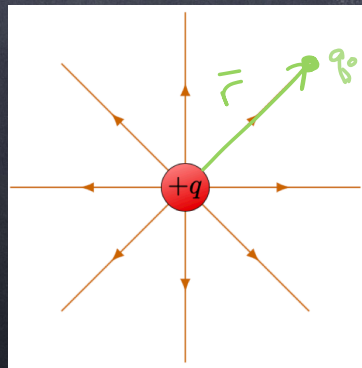
# PHY 117 HS2023

Week 8, Lecture 2

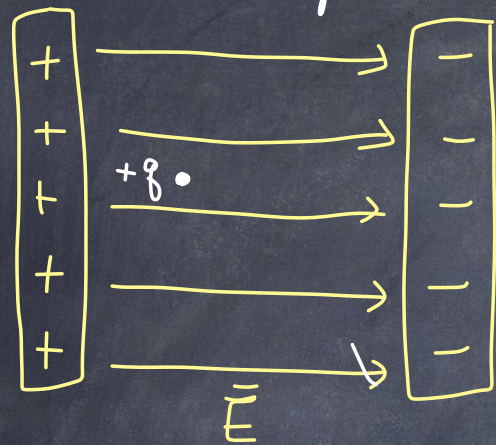
Nov. 8th, 2023

Prof. Ben Kilminster

yesterday:



$$E = \frac{kq}{r^2} \hat{r}$$



What will happen to a charge  $+q$  in between 2 planes of  $+$  and  $-$  charge?

We know that  $\vec{F} = q\vec{E}$  and  $\sum \vec{F} = m\vec{a}$

$$\sum \vec{F} = m\vec{a}$$

$$q\vec{E} = m\vec{a}$$

$$\text{so } \vec{a} = \frac{q\vec{E}}{m}$$

This is the same direction as  $\vec{E}$  because it is a (+) charge.

The charge will accelerate!

The  $\vec{E}$ -field points the way a (+) charge moves.


For an electron,  $q = -e$ , so  $\vec{a} = -\frac{e\vec{E}}{m}$   
(opposite  $\vec{E}$ -field)

If velocity  $> 0.1c$

$c = \text{speed of light}$   
 $= 3 \times 10^8 \frac{m}{s}$

then you need relativistic equations.

Electric dipole: A system of two equal & opposite electric charges separated by a small distance.



$$\vec{p} = \text{electric dipole moment} = q \vec{L}$$

$\vec{L}$  = distance vector

What is the  $E$ -field of a dipole?



$$\vec{E} = \frac{+kq}{(x-a)^2} \hat{x} + \frac{-kq}{(x+a)^2} \hat{x}$$

$\vec{E}$  of  $+q$                        $\vec{E}$  of  $-q$

simplify:

$$\vec{E} = kq \hat{x} \left( \frac{(x+a)^2 - (x-a)^2}{(x-a)^2 (x+a)^2} \right)$$

$$\vec{E} = kq\hat{x} \left( \frac{\cancel{x^2} + 2xa + \cancel{a^2} - \cancel{x^2} + 2xa - \cancel{a^2}}{(x-a)(x+a)^2} \right)$$

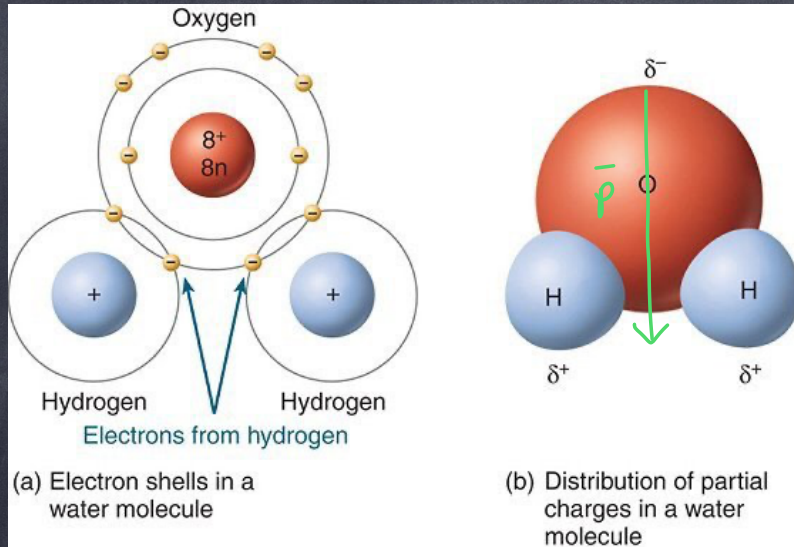
$$\vec{E} = \frac{kq\hat{x}(4xa)}{(x^2 - a^2)^2} \quad \text{substitute in } p = qL = 2aq\hat{x}$$

$$\vec{E} = \frac{k\bar{p} 2x}{(x^2 - a^2)^2} = \frac{2k\bar{p}x}{\underbrace{x^4 - 2x^2a^2 + a^4}} \quad \leftarrow \begin{array}{l} \text{Approximate if } x \gg a, \\ \text{then this part} \\ \text{is small} \end{array}$$

$$\vec{E} \cong \frac{2k\bar{p}\cancel{x}}{x^{\cancel{4}3}} = \frac{2k\bar{p}}{x^3} = \frac{2kLq\hat{x}}{x^3}$$

Electric field of a dipole for distances  $x \gg L$ ,  
 along  $x$ -axis is  $\vec{E} = \frac{2k}{x^3} \bar{p}$  where  $\bar{p} = Lq$

practical dipole:  $H_2O$  molecule is a permanent dipole, a "polar" molecule.


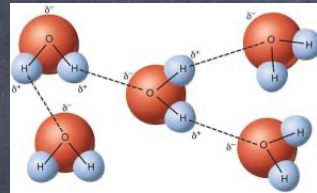


$L \sim 0.1 \text{ nm} = 0.1 \text{ E-9 m}$   
 The effective charges depend on how tightly the electrons are bound.  
 (Not obvious,  $q \sim 0.8e$ )

$$\vec{p} = q\vec{L} = (0.8e)(0.1 \text{ nm})$$

$$\vec{p} = 0.08 \text{ e} \cdot \text{nm}$$


Electrons are held closer to the oxygen



In an  $E$ -field, a dipole will rotate and align with

Note:  $\vec{p}$  vector goes from - to +  
 $\vec{E}$  vector goes from + to -

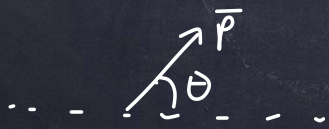

In a non-uniform  $\vec{E}$ -field, dipole feels a force.



$\vec{E}$ -field is stronger closer to the (+) charge.

The dipole feels a force because (-) charge is closer and feels a stronger  $\vec{E}$ -field than the (+) charge.

Example: water in a microwave oven. Electric field changes with an oscillating  $\vec{E}$ -field. water molecule will rotate, generating heat. How much heat are we talking about?



There is a torque from the  $\vec{E}$ -field that will rotate the dipole.

$$\vec{\tau} = \vec{r} \times \vec{F} \quad \vec{p} = q\vec{r} \quad \vec{r} = \frac{\vec{p}}{q}$$

$$\vec{F} = q\vec{E}$$

$$\vec{\tau} = \vec{r} \times \vec{F} = \vec{r} \times q\vec{E} = \vec{p} \times \vec{E} = pE \sin\theta$$

The work to rotate the molecule by  $d\theta$

$$dW = -\tau d\theta = -pE \sin\theta d\theta$$

Electric field is doing the work, so  $W = (-)$

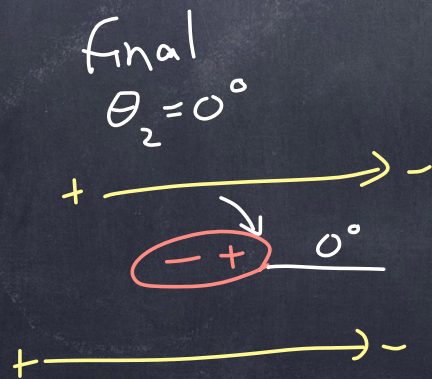
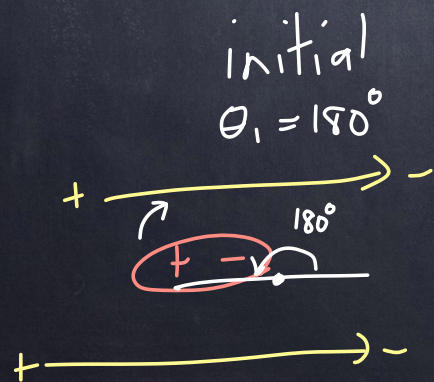
$$W = \int_{\theta_1}^{\theta_2} -\tau d\theta = \int_{\theta_1}^{\theta_2} -pE \sin\theta d\theta = pE \cos\theta \Big|_{\theta_1}^{\theta_2}$$

$$W = pE (\cos\theta_2 - \cos\theta_1)$$

$$\theta_1 = 180^\circ$$

$$\theta_2 = 0^\circ$$

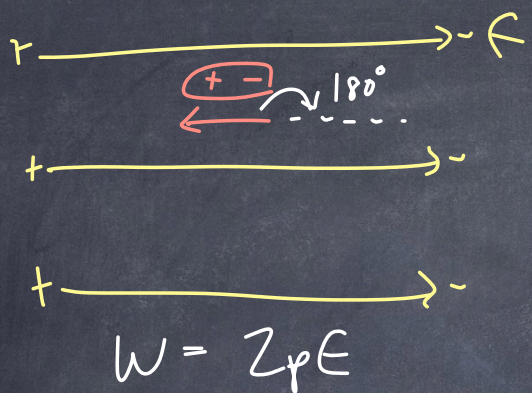
To rotate the  $\text{H}_2\text{O}$  molecule by  $180^\circ$ ,



$$W = pE (\cos\theta_2 - \cos\theta_1)$$

$$= pE (+1 - -1)$$

$$W = 2pE$$



Maximum potential energy,  $U = -W$   
when  $\theta = 180^\circ \Rightarrow \cos \theta = -1$

$$U = -W = -pE \cos(180^\circ) = pE$$

Minimum, when  $\theta = 0^\circ$ ,  $\cos \theta = 1$

$$U = -W = -pE \cos(0^\circ) = -pE$$

$$\Delta U = -pE - pE = -2pE$$

work is negative of  $\Delta U$ .



# Calculating Electric field using Gauss' Law.

Example: calculate E-field for a charge,  $+Q$ .

- 1) First, draw E-field lines.
- 2) Now draw a closed surface,  $S$ , around the charge where  $|\vec{E}|$  is constant everywhere or zero.

Example: we draw a spherical shell

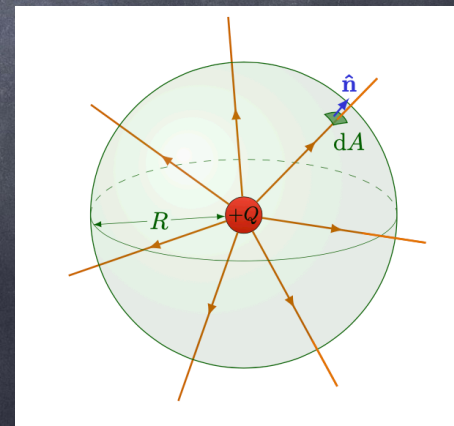
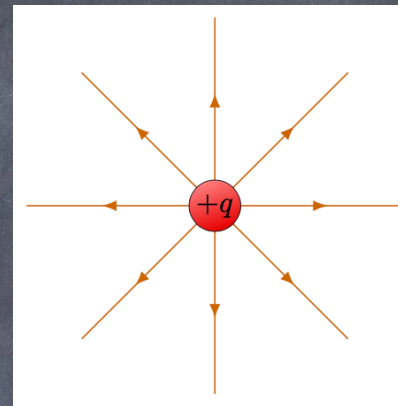
- 3) The closed surface,  $S$ , has a normal vector,  $\hat{n}$ , which is perpendicular to the surface.

Note: In example,  $\vec{E}$  is parallel to  $\hat{n}$  everywhere, so

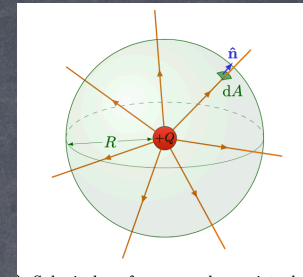
$$\vec{E} \cdot \hat{n} = E$$

↑

$$|\hat{n}| = 1$$



4) Calculate the area of the closed surface,  $S$ . In example: the area of a spherical shell is  $A = 4\pi R^2$



we say that  $\oint_S dA = 4\pi R^2$

$S = \text{surface}$

$\oint$ : means "closed"

$\oint_S dA$  is the sum of all the  $dA$  pieces that make up our closed surface,  $S$ .

5) Now, we are ready to apply Gauss' Law!

$$\oint_S (\vec{E} \cdot \hat{n}) dA = \frac{Q}{\epsilon_0}$$

Gauss' Law

$Q$ : charge inside our surface,  $S$ .

In example,  $\vec{E} \cdot \hat{n} = E$ , and  $\oint_S dA = 4\pi R^2$ , and  $E$  is constant for all  $R$ , so

$$\oint_S (\vec{E} \cdot \hat{n}) dA = \oint_S E dA = E \oint_S dA = E(4\pi R^2)$$

5) Finally, we solve Gauss' Law:

$$\oint (\vec{E} \cdot \hat{n}) dA = E(4\pi R^2) = \frac{Q}{\epsilon_0}$$

So  $E = \frac{Q}{4\pi\epsilon_0 R^2}$  we add the vector

$$\vec{E} = \frac{Q}{4\pi\epsilon_0 R^2} \hat{r}$$

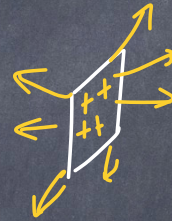

Done: This agrees with our previous formula for  $\vec{E}$ -field of a point charge.

Gauss' Law lets us solve for  $\vec{E}$  by finding simple, closed surfaces where  $\vec{E}$  is parallel to  $\hat{n}$  so that  $\vec{E} \cdot \hat{n} = E$ , or  $\vec{E}$  is perpendicular to  $\hat{n}$ ,  $\vec{E} \cdot \hat{n} = E \cdot 1 (\cos 90^\circ) = 0$

Note: there are only a few simple cases that can be solved.

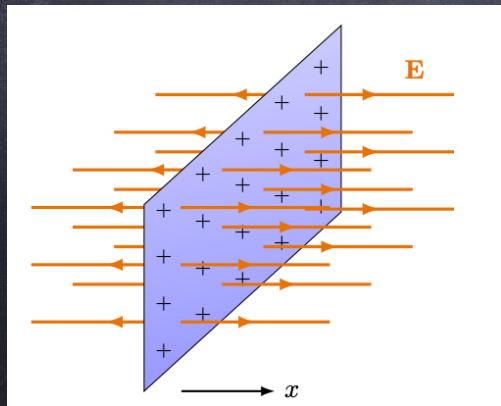
What is  $\vec{E}$  for an infinite plane of charge, with charge density,  $\sigma = \frac{Q}{A}$

The "infinite" word means we can ignore edge effects

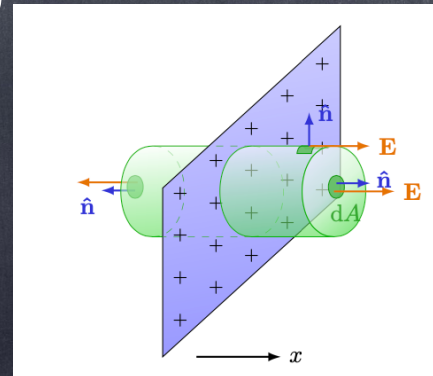


- 1) we draw E-field lines
- 2) we draw a closed surface,  $S$ , where either  $\vec{E} \parallel \hat{n}$  or  $\vec{E} \perp \hat{n}$ . In example, we choose a "pill box".


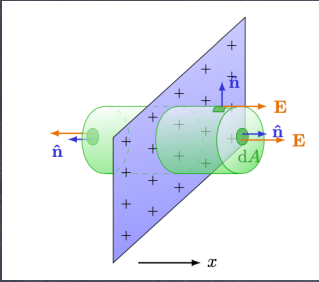
1)



2)



3)



Here:  $\vec{E} \parallel \hat{n}$  on  $S_1 + S_2$   
and  $\vec{E} \perp \hat{n}$  on  $S_3$

4)  $\oint_S dA$  is the sum of all pieces of the closed surface:

$$\begin{aligned} \oint_S dA &= \underbrace{\int_{S_1} dA}_{A_1} + \underbrace{\int_{S_2} dA}_{A_2} + \underbrace{\int_{S_3} dA}_{A_3} \\ &= A_1 + A_2 + A_3 \quad (A_1 = A_2) \end{aligned}$$

5) Now, apply Gauss' Law:

on  $S_1 + S_2$ ,  $\vec{E} \cdot \hat{n} = E$ , and on  $S_3$   $\vec{E} \cdot \hat{n} = 0$

$$\begin{aligned} \oint_S (\vec{E} \cdot \hat{n}) dA &= \int_{S_1} E dA + \int_{S_2} E dA + \int_{S_3} 0 dA = EA_1 + EA_2 + 0 \\ &= 2EA_1 \end{aligned}$$

How much charge is inside-?

we know that  $\sigma = \frac{Q}{A}$ , so for any area,  
 $Q = \sigma A$

Here, area =  $A_1$ , so  $Q = \sigma A_1$

Finally, we get:

$$\oint_S (\vec{E} \cdot \hat{n}) dA = \frac{Q}{\epsilon_0}$$

↓

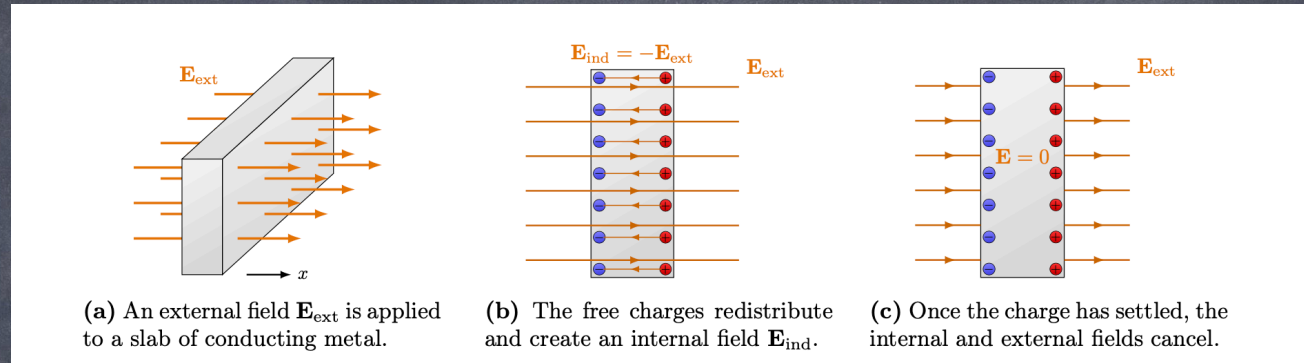

$$2\epsilon A_1 = \frac{\sigma A_1}{\epsilon_0}$$

solution:  $\epsilon = \frac{\sigma}{2\epsilon_0}$

As a vector:  $\vec{E} = \frac{\sigma}{2\epsilon_0} \hat{x}$  (for +x)

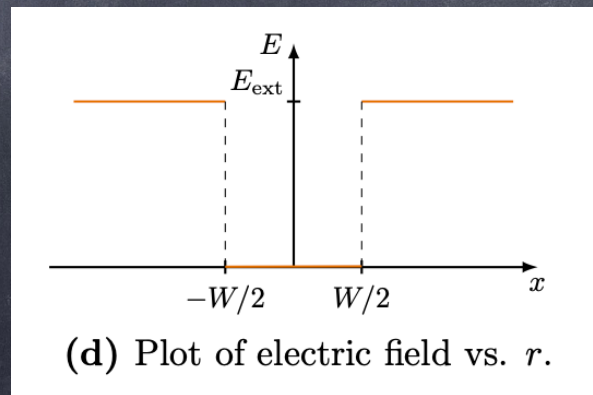
$\vec{E} = -\frac{\sigma}{2\epsilon_0} \hat{x}$  (for -x)

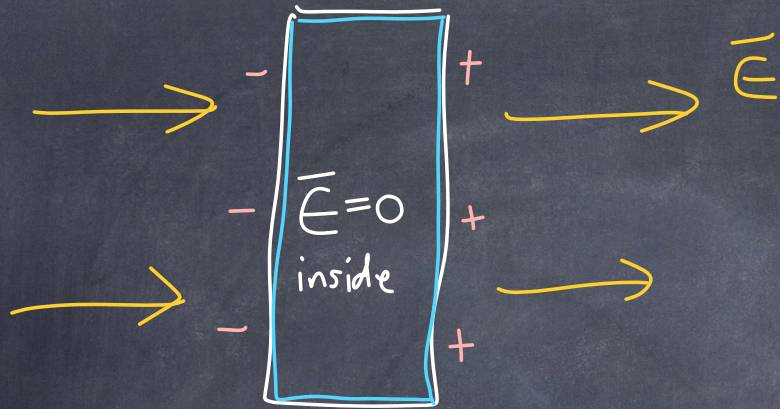
If a conductor is in an  $\vec{E}$ -field, electrons move toward the (+) positive end of  $\vec{E}$ -field, neutralizing the  $\vec{E}$ -field inside.



Charge accumulates on the surface of the conductor with  $(-)$  charges on one side &  $(+)$  charges on the other side,

Inside conductor, no charges, and  $\vec{E} = 0$  inside.







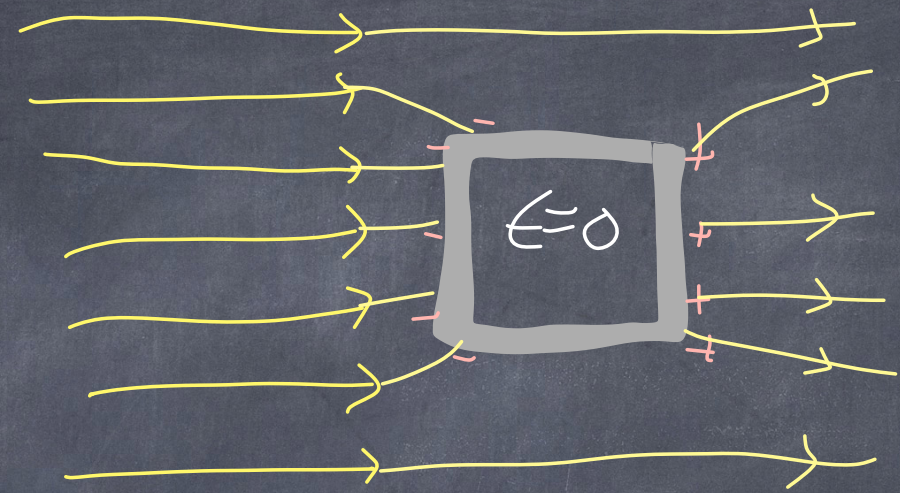
Gaussian surface.  $\Rightarrow Q=0$

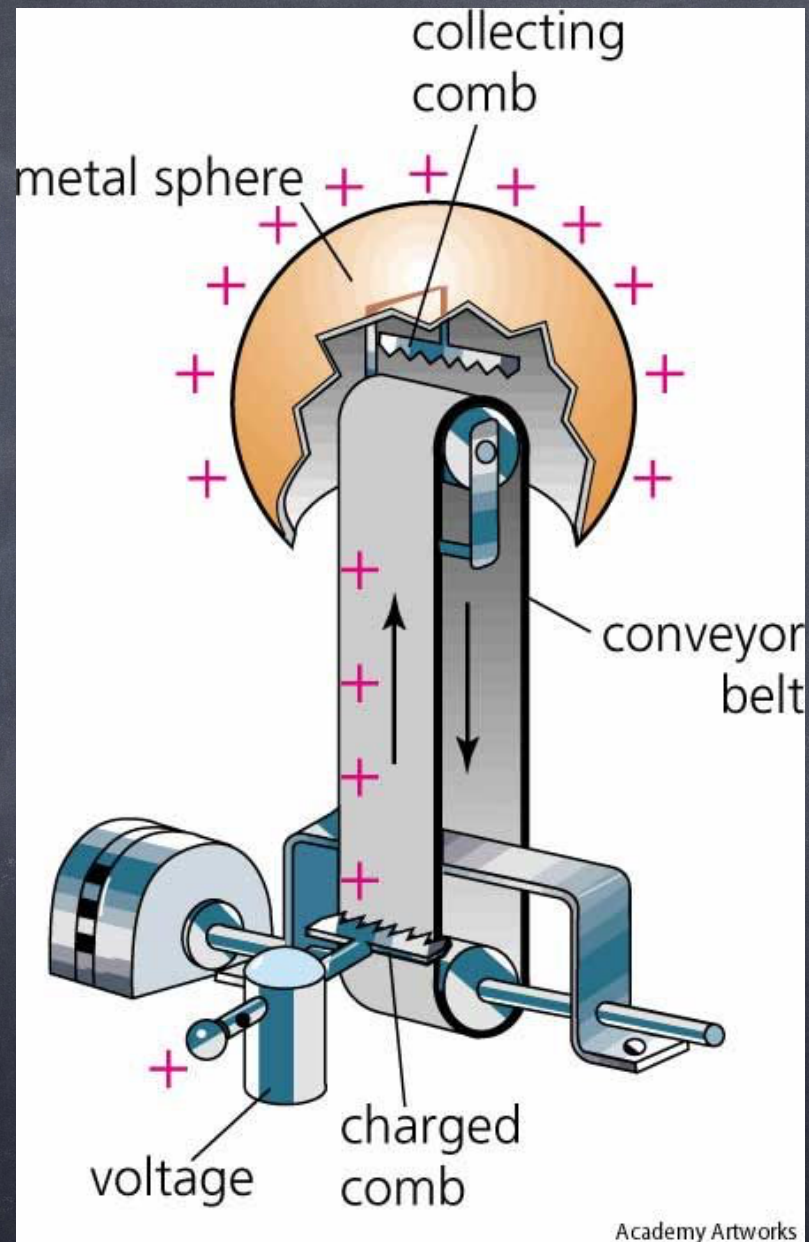
$$\oint \vec{E} \cdot \hat{n} dA = \frac{Q}{\epsilon_0} = 0$$


$$\Rightarrow E=0$$



Faraday  
case








ES2




ES8




ES19




ES20



ES24



ES40



ES26