

# PHY 117 HS2023

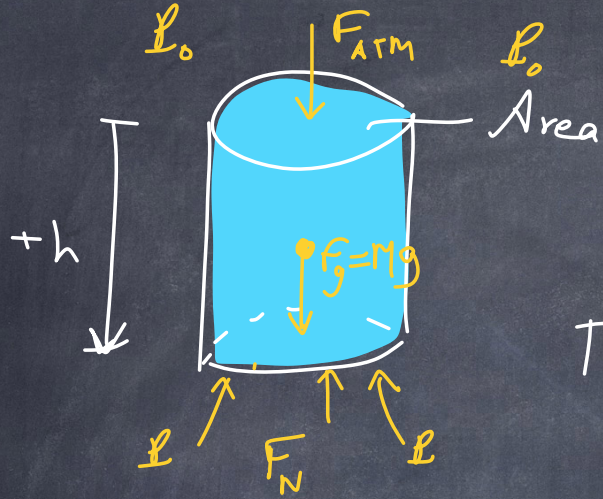
Week 5, Lecture 1

Oct. 17th, 2023

Prof. Ben Kilminster



What is the pressure in a fluid?



cylinder, closed at bottom, <sup>open</sup> at the top.

$$\text{Volume} = V = \underbrace{A}_{\text{area}} \cdot \underbrace{h}_{\text{height}}$$

The mass of the fluid is  $M = \rho V$   
 The weight of the fluid:  
 $F_g = Mg = \rho A h g$

$\rho$ : density,  $V$ : volume

The atmosphere pushes down with  $F_{atm} = P_0 A$   
 There is normal force pushing up,  $F_N$ .

We can balance the forces:  
 $F_N = F_g + F_{atm}$   
 $P \cdot A = \rho A h g + P_0 A$

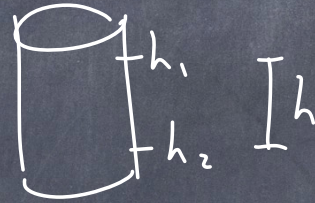
$$P = P_0 + \rho g h$$

- $\rho$ : density of fluid
- $g$ : gravity
- $h$ : height of fluid
- $P$ : pressure at the bottom
- $P_0$ : pressure at the top, atm. pressure



So pressure is greater as we get deeper.  
But pressure is the same at all points  
with the same depth, pointing in all directions.

$$\Delta P = \rho g h$$




---

Pascal's principle: pressure applied to an enclosed fluid is transmitted to every point in the fluid and the walls of the container, undiminished.

↑  
same value.



This is used in a hydraulic lift.



The force provides a pressure. We put a force  $F_1$  on the small piston, and we get a different force on the large piston.

$$p = \frac{F_1}{A_1} = \frac{F_2}{A_2}$$

we can lift a heavy weight with a light force.

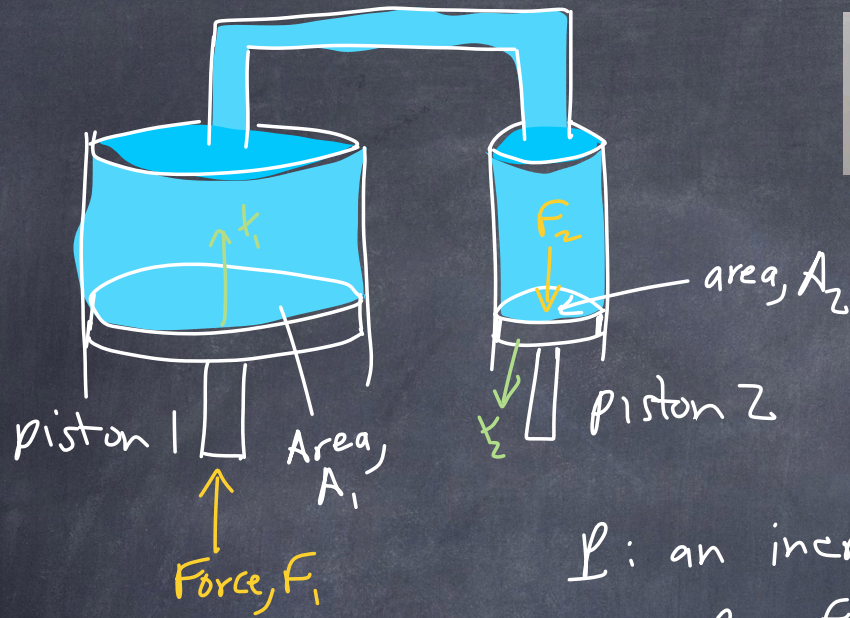
Let's say we want to lift a car with mass 1500kg  
 $r_1 = 0.1\text{m}$  and  $r_2 = 1\text{m}$

What force do we need to lift the car?

$$F_1 = \frac{A_1}{A_2} \cdot F_2 = \frac{\pi(0.1\text{m})^2}{\pi(1\text{m})^2} (1500\text{kg}) \left(\frac{10\text{m}}{\text{s}^2}\right) = 150\text{N}$$

$\uparrow$   
15 kg mass





Pistons: freely moving, tightly fitting

Apply a force  $F_1$  and it pushes the other piston with  $F_2$

$P$ : an increase in pressure from force  $F_1$

$$P = \frac{F_1}{A_1} = \frac{F_2}{A_2} \quad F_2 = F_1 \frac{A_2}{A_1}$$

If we move the small piston a distance  $x_1$ , how far does the large piston move?

work done by piston 1 :  $W_1 = F_1 x_1$

work done on piston 2 :  $W_2 = -F_2 x_2$

$$W_1 = -W_2 \Rightarrow F_1 x_1 = F_2 x_2 \quad x_2 = x_1 \frac{A_1}{A_2}$$

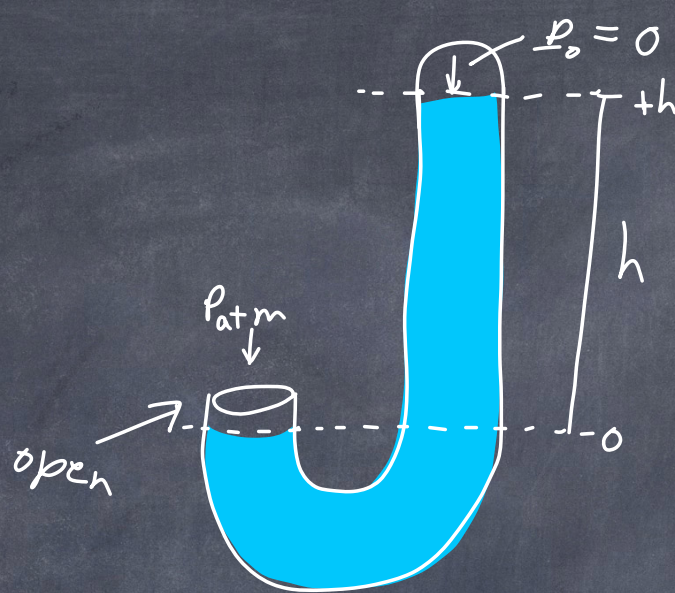
(we can use work to solve this)

we must push the smaller piston a larger  $x$  to move the bigger piston a smaller  $x$



U-tube  
barometer  
measures

$P_{atm}$



$$P_{atm} = P_0 + \rho gh$$

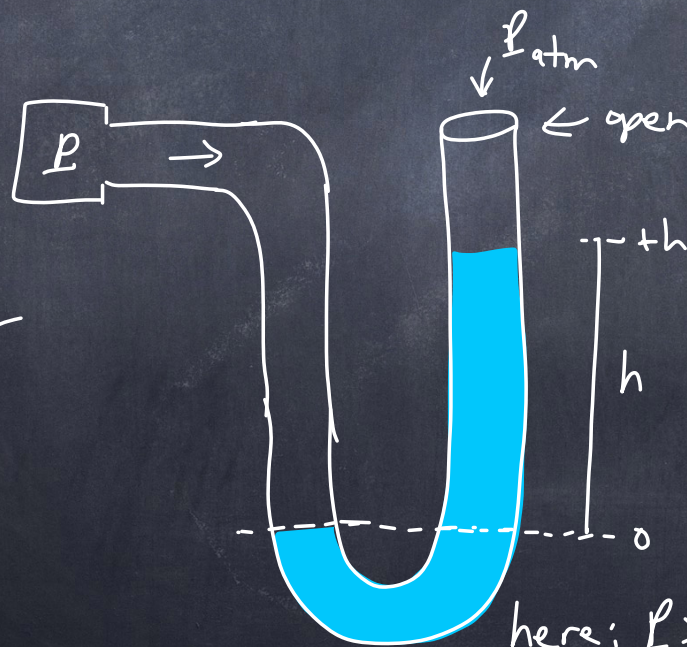
$$P_{atm} - P_0 = \rho gh$$

$$P_{atm} = \rho gh$$

$P_{atm} \sim$  height of the fluid.

open-tube  
manometer  
measures

$P$



$$P = P_{atm} + \rho gh$$

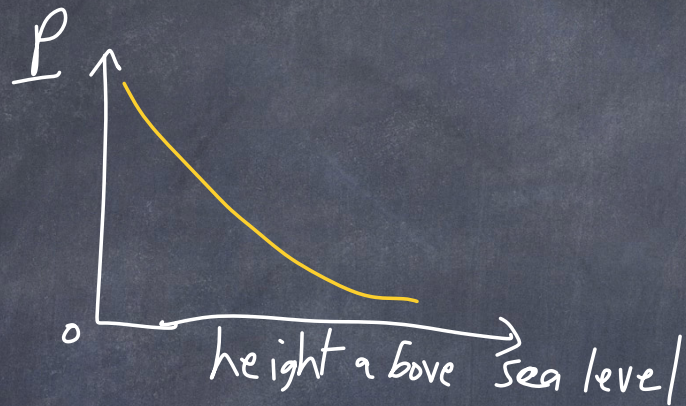
$$P - P_{atm} = \rho gh$$

$P \sim$  height of the fluid

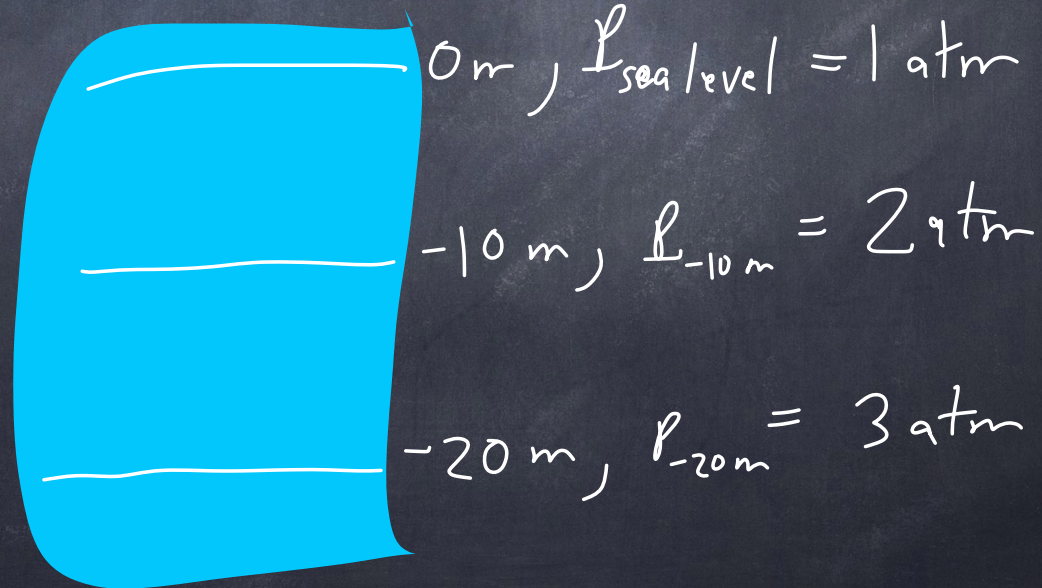
here:  $P > P_{atm}$



$P = 1 \text{ atm}$  : height of 760 mm Hg (height of mercury pushed up by 1 atm)  
height of 10.3 m water



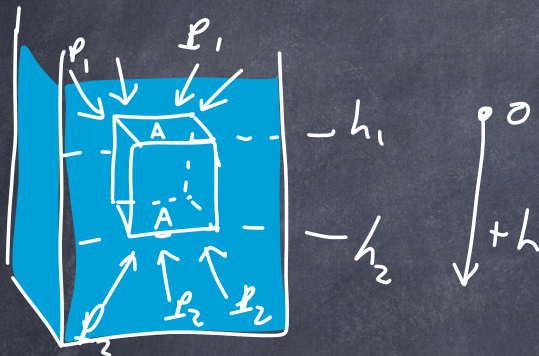
Below sea level





Archimedes principle: Body submerged in a fluid (partially or completely) is forced up by a buoyant force equal to the weight of the fluid that is displaced.

pressure of fluid:



$$p_2 > p_1 \quad p_2 = p_1 + \rho g h$$

$$p_2 - p_1 = \rho g h \quad (1)$$

$\rho$ : density of fluid.

Force due to the pressure difference  
 $p = \frac{F}{A} \Rightarrow F = p \cdot A$


$$\textcircled{1} \times A: (p_2 - p_1) A = (\rho g h) A$$

$$F_2 - F_1 = \rho g h A = \rho g V_e$$

$V_e$ : is the volume of the fluid that is displaced.


If an object is fully submerged then the volume of the object is the same as the  $V_e$

The fluid pressure difference causes a force upward called the buoyant force.  $F_2 - F_1 = F_b = \rho g V_e$





consider the buoyant force and the force of gravity:



$$F_B = \rho_e g V_e$$

$$F_g = m_o g = \rho_o g V_o$$

$m_o$ : mass of object

$$\rho = \frac{m}{V} \Rightarrow m = \rho V$$

$$m_o = \rho_o V_o$$


here,  $V_o = V_e = V$   
because fully submerged.

$$\Sigma F = F_g - F_B = (\rho_o - \rho_e) g V$$

If  $\rho_o > \rho_e$ , then  $\Sigma \vec{F}$  points down.  
It sinks.

If  $\rho_o < \rho_e$ , then  $\Sigma \vec{F}$  points up.  
It floats.

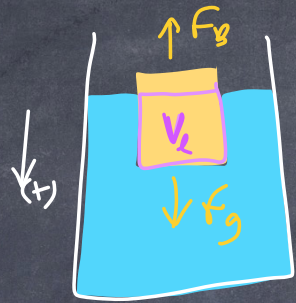
GAME: WILL IT FLOAT ?!





How much of object is submerged?

Partially  
Submerged  
object



$V_e$ : volume of liquid that is displaced.

$V_0$ : volume of object.

$$F_B = \rho_l g V_e$$

$$F_g = \rho_o g V_0$$

At equilibrium  $\Sigma F = 0 = F_g - F_B \Rightarrow F_g = F_B$


so  $\rho_l g V_e = \rho_o g V_0$

$$\frac{V_e}{V_0} = \frac{\rho_o}{\rho_l}$$

so the fraction submerged  $\equiv \frac{V_e}{V_0}$  is just the ratio of the densities.



Hydrometer: measures the fraction submerged,  $f_s$   
and lets us measure the density  
of the fluid.




Ratio of density  
to that of water  
is called the  
"specific gravity"



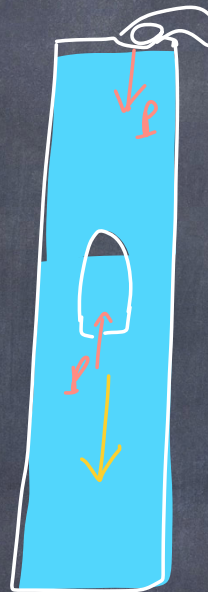


# Cartesian diver

$P$ : increase in pressure



$$F_B = F_g$$



the diver sinks

finger pushing down,  
we increase the pressure inside.

The fluid is not compressible,  
but the air inside the  
diver is compressible.

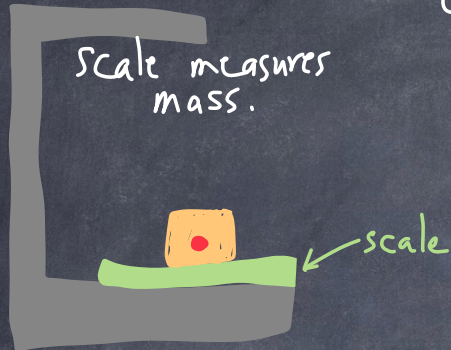
water pushes into diver.

The diver becomes heavier,  
and he sinks.




How to measure density of object,  $\rho_{obj}$  ?

①

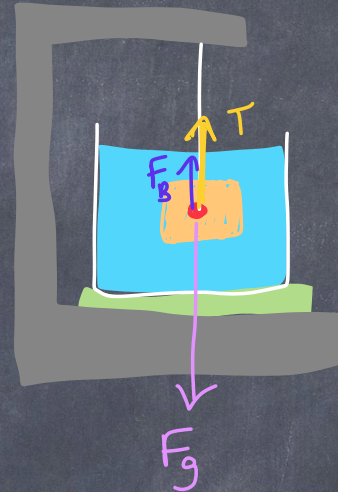


$m_o = \text{mass of object}$

②



③



$T = W_A = \text{apparent weight.}$

$$F_B = W_e = (\rho_e V)g$$

$\underbrace{\hspace{2cm}}_{m_e}$

$$F_g = W_o = (\rho_o V)g$$

$\underbrace{\hspace{2cm}}_{m_o}$


At  $\bullet$ ,  $\Sigma F = F_g - T - F_B = 0$

$$= W_o - W_A - W_e = 0 \quad W_e = W_o - W_A$$

Now, we want to calculate  $\rho_o$ :

$$\rho_o = \frac{m_o g}{V} = \frac{W_o}{V} \quad \rho_o = \rho_e \frac{W_o}{W_e}$$

In ③, the scale feels the force  $F_g - T = F_B = W_e$  so the scale measures  $m_e$ , the mass of the fluid.





1) Case of a sinking object  $F_g > F_B$

$$m_o = 1663 \text{ g}$$

$$\text{we measure } \frac{F_B}{g} = m_e = 612 \text{ g}$$

$$\text{So } \rho_o = \rho_{\text{water}} \cdot \frac{m_o}{m_e} = \frac{1.00 \text{ g}}{\text{cm}^3} \left( \frac{1663 \text{ g}}{612 \text{ g}} \right) = 2.72 \text{ g/cm}^3$$

2) Case of Floating object:  $F_B > F_g$


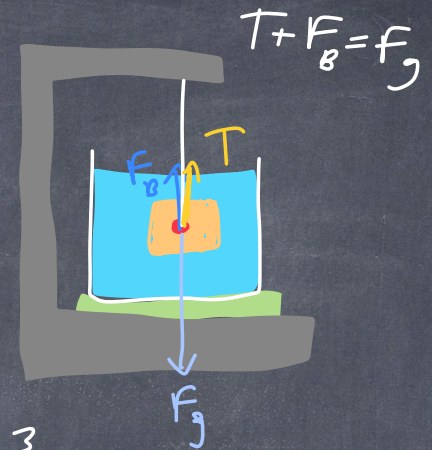
$$m_o = 478 \text{ g}$$

$$\text{we measure } \frac{F_B}{g} = m_e = 618 \text{ g}$$

But the scale still measures the mass of the fluid,


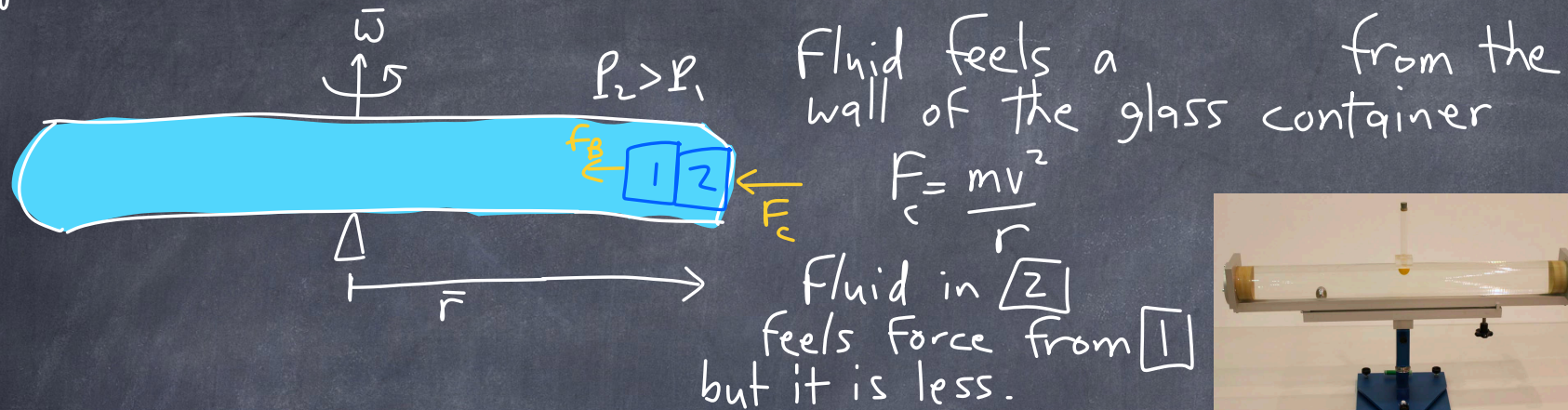
$$\frac{F_B}{g}$$

$$\rho_o = \rho_e \frac{m_o}{m_e} = \frac{1 \text{ g}}{\text{cm}^3} \left( \frac{478 \text{ g}}{618 \text{ g}} \right) = 0.77 \text{ g/cm}^3$$





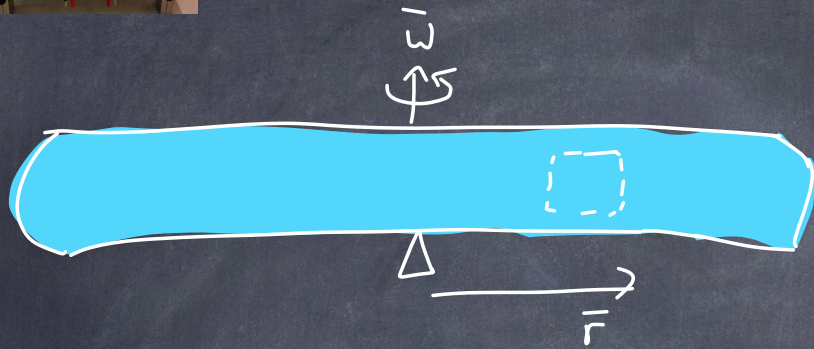
We get a buoyant force from a difference in pressure. This also works with a centrifuge.



Pressure of fluid varies as a function of  $r$ . This provides a buoyant force.

An object in the centrifuge feels a buoyant force towards  $r=0$ , and a "centrifugal force" towards the wall.





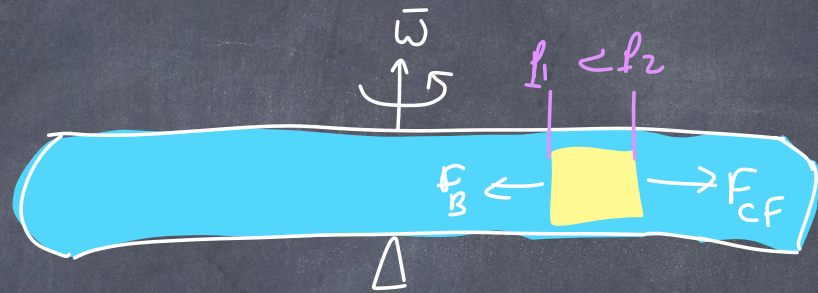
The buoyant force comes from the centripetal force of the fluid:

$$F_B = m_e \frac{v^2}{r} = m_e \omega^2 r (-\hat{r})$$

$F_B$  is bigger at large  $r$

$$\Sigma F = F_c - F_B = m_o \omega^2 r - m_e \omega^2 r = V \rho_o \omega^2 r - V \rho_e \omega^2 r = V \omega^2 r (\rho_o - \rho_e) \hat{r}$$

If  $\rho_o > \rho_e$ , the force is outward in  $+\hat{r}$  direction



An object in the centrifuge feels a buoyant force and an apparent force called the "centrifugal pseudo force" outward.

$$F_{cf} = m_o \omega^2 r (\hat{r})$$

If  $\rho_o < \rho_e$ , force is inward  $(-\hat{r})$



why did I call it a pseudoforce?

The actual force is the centripetal force, which causes the object to move in a circle because it is being accelerated towards the center.

But because we are viewing the object in its reference frame (ignoring that it is spinning), we see this apparent pseudoforce.



End



